As recommended by gov.uk

# Home Learning Pack

# Year 2

**Week 5**

18/05/2020

Classroom secrets KIDS

Take a picture while you work through this booklet and tweet us **@ClassroomSecLtd** using the hashtags **#CSKids** and **#HomeLearningHero** to be in with a chance of winning a month's subscription to **classroomsecrets.co.uk**.

# Monday – The Multiplication Symbol

**1. Match the repeated addition to the correct image and multiplication.**

| | | |
|---|---|---|
| 3 + 3 + 3 | 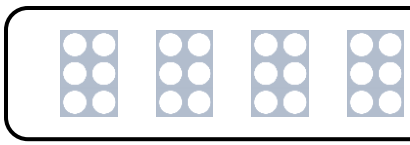 | 2 x 5 |
| 5 + 5 |  | 4 x 6 |
| 6 + 6 + 6 + 6 | | 3 x 3 |

**2. Identify the odd one out.**

A. 3 + 3 + 3 + 3 + 3 + 3

C.

B. 

D. 6 x 3

**3. Use the digit cards below to write three repeated additions and three multiplications. You can use the cards more than once.**

| | | | | | | | | | |
|---|---|---|---|---|---|---|---|---|---|
| x | + | 3 | 8 | 2 | 12 | = | 6 | 4 | 1 |

© Classroom Secrets Limited 2020

# Monday – Writing Challenge

**Complete the words about this scene. Can you label any other parts of the picture?**

**Write a sentence or more about the pirate. Use your completed words to help you.**

© Classroom Secrets Limited 2020

# Tuesday – Use Arrays

**1. Match the arrays to the commutative calculations.**

| | | |
|---|---|---|
| 6 x 3 |  | 3 x 6 |
| 2 x 4 |  | 1 x 5 |
| 5 x 1 |  | 4 x 2 |

**2. Which array shows 3 lots of 5 and 5 lots of 3?**

**A.**

**B.**



**C.**



**3. Asha is describing an array to her friend.**

My array has 18 counters.

**What multiplications might Asha be solving? Give 3 examples.**

© Classroom Secrets Limited 2020

# Tuesday – Writing Challenge

**Write instructions on how to make a treasure map.**

**Things to think about:**

- What equipment would you need to make your map?
- What features would there be on the map? You might wish to include a swamp, a lake, a hill or a palm tree.
- Remember to use *first, next, then, after that, finally* to write instructions.
- Try joining sentences together using words like *so, or, but, and*.

**Word bank**

| | | | |
|---|---|---|---|
| island | scissors | directions | treasure |
| tree | path | bush | beach |
| pencils | river | compass | paper |

© Classroom Secrets Limited 2020

# Wednesday – The 2 Times Table

1. Use the number pieces to complete the calculation.

☐ x 2 = ☐

2. Jacob is using a bar model to solve the calculation 9 x 2. Is he correct?

| 19 | | | | | | | | |
|---|---|---|---|---|---|---|---|---|
| 2 | 2 | 2 | 2 | 2 | 2 | 2 | 2 | 2 |

3. Match each calculation to its answer.

| | |
|---|---|
| 5 x 2 | 20 |
| 2 x 10 | 16 |
| 12 x 2 | 10 |
| 2 x 8 | 24 |

4. Find the missing numbers.

A.

| | | | | | | |
|---|---|---|---|---|---|---|
| | | | | | | |
| 2 | 2 | 2 | 2 | 2 | 2 | 2 |

B.

| | | | | |
|---|---|---|---|---|
| 8 | | 12 | | 16 |

5. There are 2 balls in a box.

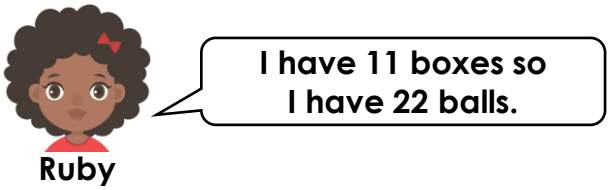


| 22 | | | | | | | | | | |
|---|---|---|---|---|---|---|---|---|---|---|
| 2 | 2 | 2 | 2 | 2 | 2 | 2 | 2 | 2 | 2 | 2 |

Is Ruby correct? Explain why.

6. Leyla and Noel each buy some sweets.

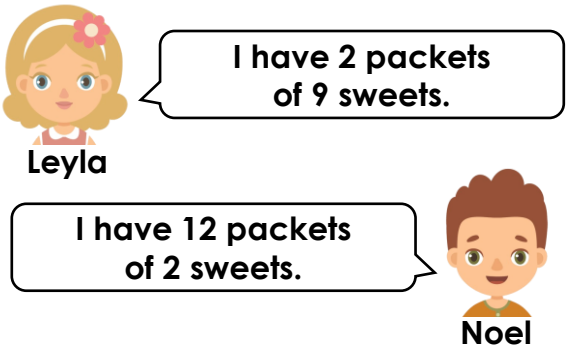


Who has the most sweets?

7. Use the digit cards below to complete the calculations. You can use the cards more than once.

| | | | | |
|---|---|---|---|---|
| 8 | 6 | 1 | 7 | 4 |

Find 2 possibilities.

☐ x 2 = ☐☐

☐ x 2 = ☐☐

© Classroom Secrets Limited 2020

Visit kids.classroomsecrets.co.uk for online games to support learning.
Join our Group: Coronavirus Home Learning Support for Teachers and Parents

# Wednesday – Writing Challenge

**Make a 'Wanted!' poster to recruit more pirates for the captain's crew. Think about the presentation of your poster to make it eye-catching. Make sure you form all of your letters correctly and use lots of adjectives for description.**

**Word bank**

| | | | |
|---|---|---|---|
| pirate | sailor | sea | parrot |
| danger | seasick | rigging | hat |
| exciting | adventure | sails | brave |

© Classroom Secrets Limited 2020

# Thursday – The 5 Times Table

**1. Complete the calculations and match them to the correct images below.**

A.

5 x ☐ = 35

B. 

5 x 5 = ☐

C.

☐ x 5 = 40

**2. Use the digit cards below to complete the calculations. Each card can be used more than once.**

| 5 | 0 | 2 | 10 |
|---|---|---|---|

A. 5 x ☐ = 50

B. ☐ x ☐ = 0

C. 10 = ☐ x 5

D. 15 = ☐ x 3

**3. Sarah's machine multiplies numbers by 5. She thinks her machine is broken and some of the answers are wrong.**
**Do you agree? Explain your answer.**

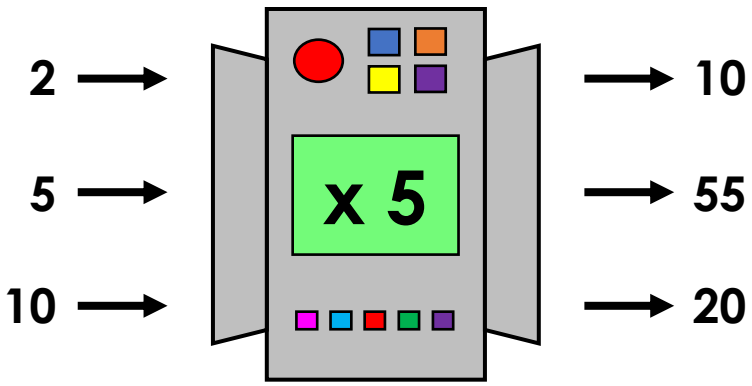


© Classroom Secrets Limited 2020

# Thursday – Writing Challenge

**Pretend you're a pirate and write diary entries for each day of the week.**

**Things to think about:**

- **Write the days of the week in order.**
- **Verbs (doing words) have to be in the past tense, usually with –ed on the end.**
- **Include lots of description.**
- **Start each day of the week on a new line.**

Dear Diary,

On Monday

**Word bank**

| | | | |
|---|---|---|---|
| **dangerous** | **decks** | **sails** | **crow's nest** |
| **island** | **telescope** | **mast** | **treasure** |


© Classroom Secrets Limited 2020

# Friday – Reading Comprehension
# Pirate Adventure

**Read the story on the next page and answer the questions.**

**1. Where do Pete and Polly explore?**

**2. What is the name of Pirate Pete's ship?**

**3. What did Pete say when he woke up?**

**4. Where does Pete sleep?**

**5. How do you think Pete felt when he couldn't find Polly?**

**6. List 3 sounds that Pirate Pete heard.**

**7. Where did Pete find Polly?**

**8. What game was Polly playing?**

© Classroom Secrets Limited 2020

# Pirate Adventure

Pirate Pete and his parrot Polly are best friends. They explore The Seven Seas on their trusty ship, The Jolly Roger. Pirate Pete and Polly have had many adventures together.

One morning, Pirate Pete woke up in his cabin. "Good Morning, Polly!" he yawned. There was no answer. Polly was nowhere to be seen. He climbed out of his hammock. He checked behind the anchor. She wasn't there.

He checked all over The Jolly Roger. Polly was no where to be seen. Pirate Pete wondered where Polly could have gone. He asked Pirate Paula if she had seen Polly. She hadn't seen her either.

Pirate Pete was worried. Just then, he heard a clank, a rattle and a clatter. The noise was coming from the treasure chest. Pirate Pete was scared. He carefully tip-toed across the deck. He reached out to the lock and twisted the key.

Suddenly, Pirate Pete was knocked backwards as wings flapped at him. "Squawk!" howled Polly as she flew out of the treasure chest. "There you are!" shouted Pirate Pete. "Found me!" squawked Polly. "I love playing hide and seek. It's your turn!"

© Classroom Secrets Limited 2020