



Reception Home Learning

These are the learning opportunities that we will be providing to your child this week.

These activities have been chosen to reflect where we are working within school at this time and will form a smooth continuation of your child's learning to ensure that appropriate learning and progress continues from home.

If you require any support please do not hesitate to ask.

If you require another copy of your child's login details for Reading Eggs/ Mathseeds please contact your class teacher.

Please continue to share with us any photographs of your child's Home Learning (either the activities provided or additional opportunities you discover yourselves through your child's Tapestry account).

Take care

The EYFS Team.



Reading






Don't forget to login to your child's CollinsOnline eBook Library to read their allocated books username: ukstlpschidsname password: Teresa1!

Please continue to listen to your child read their eBook daily – including practicing their phonics flash cards and their green words.

The following video demonstrates how to assist your child with blending <https://www.youtube.com/watch?v=MNyFikwNQIg>

Your child has these flash cards in their book bag along with a set of green words in their homework book, there is a pack of Set 2 sounds available to be collected from the school office for each child.

Please refer to the supporting videos on Tapestry including pre-recorded guided Ditty Lessons.

| | | | | | |
|---|--|--|--|--|--|
| Maths Mathematics Mastery This week in school we would be covering Unit: 14 Shape and Pattern Please follow the link to The Oak Academy where you will find a pre-recorded video of the maths lessons we were due to deliver in school this week. | Mathematics Mastery Unit 14 Lesson 1 https://classroom.thenational.academy/lessons/sharing-2d-shapes-cdh3et Please find supporting documents for this lesson in the tab on the left-hand side of the web browser.  | Mathematics Mastery Unit 14 Lesson 2 https://classroom.thenational.academy/lessons/cr-eating-patterns-with-shapes-ctj3gc Please find supporting documents for this lesson in the tab on the left-hand side of the web browser.  | Mathematics Mastery Unit 14 Lesson 3 https://classroom.thenational.academy/lessons/finding-3d-shapes-in-the-environment-c9j64c Please find supporting documents for this lesson in the tab on the left-hand side of the web browser.  | Mathematics Mastery Unit 14 Lesson 4 https://classroom.thenational.academy/lessons/describing-3d-shapes-crwk2e Please find supporting documents for this lesson in the tab on the left-hand side of the web browser.  | Mathematics Mastery Unit 14 Lesson 5 https://classroom.thenational.academy/lessons/re-vision-and-practise-71jk6t Please find supporting documents for this lesson in the tab on the left-hand side of the web browser.  |
| Phonics In school this week we would normally be developing our skills in reading words made up of the sounds we have learnt using Ditties. | Read Write Inc Ditty 21 and 22 Now we have learnt all of set 1 and set 2 sounds we will be practicing blending and segmenting using these sounds to | Read Write Inc Ditty 23 and 24 Now we have learnt all of set 1 and set 2 sounds we will be practicing blending and segmenting using these sounds to | Read Write Inc Ditty 25 and 66 Now we have learnt all of set 1 and set 2 sounds we will be practicing blending and segmenting using these sounds to | No Phonics today! It's World Book Day! Watch the powerpoint in the Activities section on Tapestry which introduces World Book Day and includes a quick game to play. | Read Write Inc Ditty 27 and 28 Now we have learnt all of set 1 and set 2 sounds we will be practicing blending and segmenting using these sounds to |

| | | | | | |
|---|--|---|---|--|--|
| <p>And increasing our writing stamina by Holding a Sentence</p> <p>Each day a new set of lessons will be uploaded to the following link</p> <p>https://www.youtube.com/channel/UCo7fbLgY2oA cFCIq9GdxtQ</p> <p>Please follow this link and complete the lessons as directed for each day</p> | <p>read and write sentences.</p> <p>Complete Ditty 21 and 22 with your child.</p> <p>Once you have completed these ditties please complete the 'Hold a Sentence 1' lesson by following the usual YouTube link and scrolling down until you find the lesson.</p> <p>You will find all of the ditties in the Documents section on Tapestry – please only complete today's ditties.</p> | <p>read and write sentences.</p> <p>Complete Ditty 23 and 24 with your child.</p> <p>Once you have completed these ditties please complete the 'Hold a Sentence 1' lesson by following the usual YouTube link and scrolling down until you find the lesson.</p> <p>You will find all of the ditties in the Documents section on Tapestry – please only complete today's ditties.</p> | <p>read and write sentences.</p> <p>Complete Ditty 25 and 26 with your child.</p> <p>Once you have completed these ditties please complete the 'Hold a Sentence 1' lesson by following the usual YouTube link and scrolling down until you find the lesson.</p> <p>You will find all of the ditties in the Documents section on Tapestry – please only complete today's ditties.</p> | <p>Following on from this we have a selection of stories for you to listen to throughout the day.</p> <p>We would normally celebrate World Book Day by coming to school dressed as your favourite character – you may still want to get dressed up at home and send us a picture (please don't go and buy anything especially for this, it is not a requirement) Whether you get dressed up or not, you can still get into the spirit by drawing a picture of you as your favourite character, will you be a pirate, a princess, a superhero or something else?</p> <p>Have a go at the 'Name that Story Quiz', can you solve the clues to work out what the hidden story is?</p> <p>Could you make a book mark using a strip of paper or card so that you don't lose your place in your favourite book? How could you decorate this?</p> <p>Be a book detective with the Story Scavenger</p> | <p>read and write sentences.</p> <p>Complete Ditty 27 and 28 with your child.</p> <p>Once you have completed these ditties please complete the 'Hold a Sentence 1' lesson by following the usual YouTube link and scrolling down until you find the lesson.</p> <p>You will find all of the ditties in the Documents section on Tapestry – please only complete today's ditties.</p> |
| <p>World Book Day and I Love Reading Week</p> | <p>I Love Reading Week!</p> <p>The Enormous Turnip</p> <p>Listen to a reading of the story in the Activity section of Tapestry.</p> <p>At the end of the story the characters enjoy a delicious meal.</p> <p>What would your perfect meal look like? Use the template attached to the activity to design your own perfect meal. What would you eat? What would you drink? Remember to label your pictures.</p> | <p>I Love Reading Week!</p> <p>Room on the Broom</p> <p>Listen to a reading of the story in the Activity section of Tapestry.</p> <p>During the story, the wind blows away lots of the witch's things, the hat, the bow and her wand.</p> <p>Can you make her a new hat, bow or wand?</p> <p>What materials could you use to make this? Perhaps you could design new items by drawing them?</p> | <p>I Love Reading Week!</p> <p>The Smeds and the Smoos</p> <p>Listen to a reading of the story in the Activity section of Tapestry.</p> <p>In this story the runaway Smoo and the run away Smed fly away in a rocket.</p> <p>Could you make a model rocket or spaceship for an alien?</p> <p>You could raid your recycling bin for boxes or toilet roll tubes. Alternatively, you might decide to design your</p> | <p>Story Time Friday</p> <p>We have looked at so many books this week, I wonder which was your favourite?</p> <p>Can you record yourself telling us a little bit about your favourite book and why you liked it?</p> <p>You can also vote for your favourite book on Mentimeter.</p> <p>Whichever book gets the most votes will be the book that we use in school next week when we all return.</p> | |

| | | | | | |
|-----------------------------|---|--|---|--|--|
| | | | <p>own rocket by drawing or painting it. You might even decide to make a rocket den that you could play in (like our outdoor den making).</p> | <p>Hunt, can you find the missing items in books in your house?</p> <p>Visit the virtual library to explore even more books available to read freely online.</p> <p>Don't forget to download your virtual World Book Day Token which you can exchange for an exciting new book at your local book shop.</p> <p>Why not end the day with a bedtime story? https://www.bbc.co.uk/iplayer/episodes/b00jdlm2/cbeebies-bedtime-stories </p> | |
| Physical Development | <p>Please remember to login to 5-a-day TV for your daily physical activity. You can also end your day with one of the Time2Chill videos</p> | | | | |
| ALIVE | <p>Please look out for ALIVE challenges posted on Tapestry.</p> | | | | |

We listen to God's Word when we gather at Mass.




Talk about how, at Mass, people gather together to hear God's Word and know they are loved by God. Sometimes children go out of church with one of the parish catechists to listen to the Word of God that they can understand at the Children's Liturgy of the Word. The adults stay behind in church to listen to God's Word being proclaimed at the Lectern by a reader and to hear the Gospel being proclaimed by the Priest or Deacon.

Talk about what is happening in the pictures. Who and what do you see? What are they doing? Can you see the *lectern* that the lady is reading from?

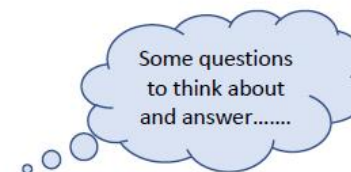


Look at the picture below. It shows a story from the Gospel (Mark 10: 13, 14-16). Jesus loved everyone, he was kind and gentle. Parents and carers brought their children to Jesus for him to bless. When the children saw him, they wanted to go to him to listen to his stories and just be with him. Some people thought the children should not be bothering Jesus, but Jesus loved all the children and said, "Let the children come to me." So, the children gathered round Jesus and loved being with Jesus. He gave them a blessing. Jesus loved the children. This is one of the Gospel stories that we listen to in Church.




Activities to choose:

- Talk about the story of Jesus and the children together and re-enact it using small figures.
- Cut out the small picture of Jesus and stick it in the middle of a piece of paper. Draw a picture of yourself and your friends around Jesus. Put in a speech bubble what you would say to Jesus?



- Q In the story how does Jesus welcome the children? (smiling, places his hand on a child, someone on Jesus' knee, someone leaning on him)
- Q What do you think Jesus might be saying to the children?
- Q Why did the children want to be near Jesus? Would you like to be there too, why?
- Q What does the story tell you about Jesus?



Purple Mash

Your child can access Mini Mash through their Purple Mash login.

Mini Mash has lots of age appropriate games and activities that your child can complete.

Don't forget to save any work in your child's tray.

ReadingEggs and Mathseeds

Your child can access both ReadingEggs and MathSeeds with the same login.

Once your child has completed the daily phonics and maths lessons – you will find more activities available through ReadingEggs and MathSeeds.

School Website

If you require further activities then you will find a large collection of additional opportunities available on our school website

<https://www.stteresaoflisieux.co.uk/home-curriculum-eyfs/>

Here you will find links to lots of online activities in a range of different areas of learning.