



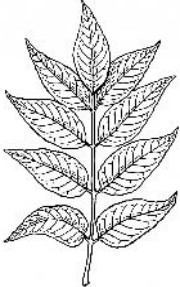







# Mrs Honey's Hat 22/3/2021

	Monday	Tuesday	Wednesday	Thursday	Friday
<p>Communication and Language/literacy/</p> <p>EAD</p>	<p><b>Enjoy the story of Mrs Honey's Hat</b>  <a href="#">Mrs Honey's Hat by Pam Adams - YouTube</a>            In this story different creatures take things off Mrs Honey's hat and leave things behind.</p> <p>Listen to the story a second time and pause and talk about what each creature takes and what he/she leaves behind.            Why did Mrs Honey not notice?            Can you draw Mrs Honey's hat at the beginning of the story?</p>	<p><a href="#">Mrs Honey's Hat by Pam Adams - YouTube</a>            Are you ready for questions?  <i>On Monday what did Peter take from her hat? What did he leave behind?</i>  <i>Who took the berries from her hat?</i>  <i>Why did the Hermit crab take a shell?</i>  <i>How did her hat get covered in cobwebs?</i>  <i>Why did everyone stare at Mrs Honey?</i>  <i>Where did Mrs Honey take her cat?</i>  <i>What Did Mrs Honey think about her new hat?.</i></p>	<p>Can you draw a very fine hat for Mrs Honey?. It could be very different.            Perhaps a dinosaur hat. Perhaps a Frozen hat. Perhaps an animal hat.</p> <p>Choose your favourite things to add to her hat. Can you describe your hat using full speaking sentences?            "My hat has....."</p> <p>Send us your drawing. I bet Mrs Honey will love it.</p>	<p>.As we get ready for Easter we would love to have an Easter bonnet/ hat show.</p>  <p><b>Design and make your Easter hat.</b></p> <p>We will try and arrange a zoom call to show them off/Send pictures on tapestry and we will share with all your friends.</p>	 <p>Design and make your Easter hat.</p>  
<p>Mathematics</p> <p><b>This week we are going to focus on shapes</b>            circle            triangle            square            oblong</p>	<p><a href="#">Numberblocks - Learn 2D Shapes   Learn to Count   Wizz Learning</a>            ...            Prompt talk of shapes of everyday objects/Draw shapes for children to colour in.</p>	<p>Can you find toys/items of different shapes. Talk about            How many sides has each shape?            How many corners/vertices has each shape?</p>	<p><b>Can you go on a shape hunt at home?</b>            Challenge to find one of each shape.            Talk about            How many sides has each shape?            How many corners/vertices has each shape?</p>	<p><b>Design and make your Easter hat.</b></p> <p>What colours/shapes/how many..... are you using?</p>	<p><b>Design and make your Easter hat.</b></p> <p>What colours/shapes/how many..... are you using?</p>

<p>Phonics Phase 1</p> <p><b>Continue a rhyming string</b> eg hat cat mat sat pat rat</p> <p>.This will need to be modelled to the children.Find opportunities during day to say and children will begin to join in.Use nonsense words too jat, zat, lat</p>	<p><a href="#">Rhyming Is So Easy! (Sing-Along) Children's Song - YouTube</a></p> <p>Can you make a collection of things/find pictures that rhyme and practise saying the words? hat,mat,cat shoe,two,blue nail,tail,sail</p>	<p>Let's find words that rhyme/sound the same as <b>sun</b></p> <p>Adult say word Child repeat.</p> <p>sun,run,fun,bun,gun</p>	<p>Let's find words that rhyme/sound the same as <b>dog</b>.</p> <p>Adult say word Child repeat.</p> <p>dog,log,fog.Mog.bog</p>	<p>Let's find words that rhyme/sound the same as <b>pan</b>.</p> <p>Adult say word Child repeat.</p> <p>pan,man,ran,fan,</p>	<p>Let's find words that rhyme/sound the same as <b>hat</b>.</p> <p>Adult say word Child repeat.</p> <p>hat cat mat sat pat rat</p>
<p>Outdoor/Physical development/PSED/ Understanding the world PSED</p>	<p><b>LOOK out on tapestry for photos/videos of our changing caterpillars.Talk about the changes/their size/how they are moving./are they changing into a butterfly?Can you draw? Are you ready to see us releasing them?</b></p>	<p>Go on a minibeast hunt in your garden/Croxteth park and look for signs of growth in <b>spring.(RE link)</b></p> <p>How might we care/keep safe the minibeasts/new life around us?</p> <p>Where might be a good place to release our butterflies?</p>	<p>.Rainbow Challenge Get Active</p> <p>Put on some favourite music and have a boogie/Have a penalty shoot out in the garden.</p>	<p>Rainbow Challenge Get Active</p> <p>1 minute stretches 1 minute skipping 1 minute running 1 minute hopping 1 minute marching slowly on the spot</p>	<p>PSED:Are you ready to relax?Enjoy a relaxing yoga session</p> <p><a href="#">Coco the Butterfly   A Cosmic Kids Yoga Adventure 🦋 - YouTube</a></p>

<p>RE/PSED</p> <p>This week we look at the <b>Easter story</b>.For nursery children we may not want to talk about Jesus dying on the cross/coming alive at Easter but instead focus on <b>Jesus' love for us and new life at Easter</b>.</p> <p>Make it a special week and make time to say a prayer/share Holy mass at St.Terasas through facebook..</p> <p><b>See information from the archdiocese</b> if you would like to share the story more fully.</p> <p><b>We wish all our families a very Happy Easter.</b></p>	<p>Remember all we have learnt about growing and new life.</p> <p><b>On Good Friday Jesus went back to his Father in Heaven.But he promised to always love usJesus came back to life on Easter Sunday .At Easter we remember that we have grown in love and all new life..When we see the cross we remember how much Jesus loves us.</b></p> <p>Find the cross on your school jumper</p> <p>.Enjoy the song <a href="#">Love One Another - YouTube</a></p>	<p><b>What kind of things can we do to show love?</b></p> <p><b>How can we grow in love as we get ready for Easter?</b></p> <p><i>Share,take turns,be kind,help at home,say nice words/Try hard/Play nicely.</i></p> <p>Draw a Lenten tree.Each time you do a kind/good deed colour in a leaf.</p> 	 <p><b>When we see the cross we remember how much Jesus loves us.</b></p> <p><b>Can you draw a cross in a garden of Spring flowers?.</b></p> 	<p><b>Make an Easter card..</b></p> <p>The front might have an egg and chicks,a colourful butterfly,or a spring lamb or spring flowers..</p>  <p>Inside write the words Happy Easter.</p> 	<p><b>Take a quiet moment together.and display your cross drawing</b></p> <p><b>! Make the sign of the cross.</b></p> <p><b>Dear Jesus, thankyou for loving me.Help me to remember this Easter time to grow in love.</b></p> <p><b>Make the sign of the cross.</b></p> 
---	--	---	---	--	--

All of the above activities to be shared as home learning opportunities (not including Sports Sessions or PSHE/Circle Time/ Jigsaw/ Music).